


# AM3QF... MODULAR FLOW REGULATOR CETOP 3



## AM3QF...

SCREWS AND STUDS

CH. IV PAGE 21

AM.3.QF type one way non-compensated throttle valve are fitted with an O-Ring mounting plate which allows its assembly for either input or output regulation. Adjustment is obtained by means of a grub screw or a plastic knob. They are available in the four regulating configurations shown in the hydraulic diagrams.

The standard valve configuration allows "meter in" regulation, while it is possible to obtain "meter out" regulation by turning the valve by 180° along its longitudinal axis.

Max. operating pressure	350 bar
Max. pressure adjustable	250 bar
Flow rate regulation	on 8 screw turns
Max. flow	40 l/min
Hydraulic fluids	Mineral oils DIN 51524
Fluid viscosity	10 ÷ 500 mm²/s
Fluid temperature	-25°C ÷ 75°C
Ambient temperature	-25°C ÷ 60°C
Max. contamination level	class 10 in accordance with NAS 1638 with filter $\beta_{25} \geq 75$
Weight	1,5 Kg

## ORDERING CODE

AM

Modular valve

3

CETOP 3/NG6

QF

Non compensated throttle valve

\*\*

Control on lines  
A / B / P / AB

\*

Type of adjustment  
M = Plastic knob  
C = Grub screw

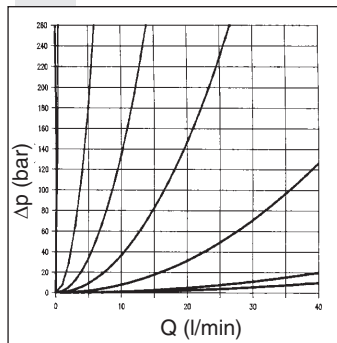
\*\*

00 = No variant  
V1 = Viton

4

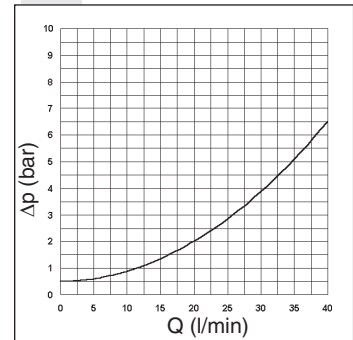
Serial No.

## FLOW REGULATION

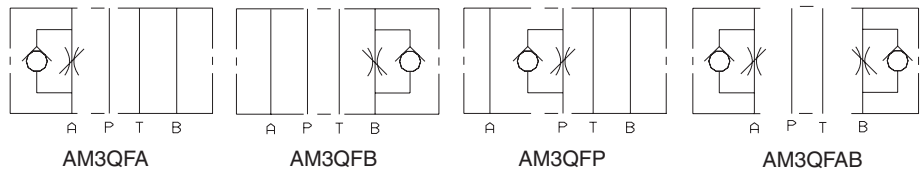


## FREE FLOW

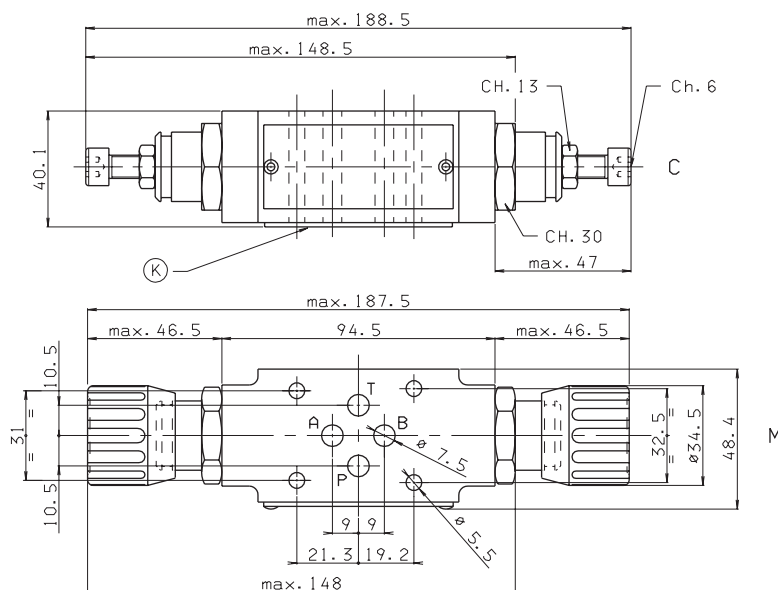
### TOWARDS CHECK VALVE



## HYDRAULIC SYMBOLS



## OVERALL DIMENSIONS



K = OR plate

Type of adjustment

M Plastic knob

C Grub screw

Support plane  
specifications

